

ACCESS

ENROLLMENT

ENROLLMENT BY GENDER

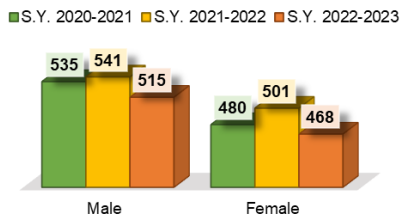


Table 1 shows the number of enrollment by gender for three school years. **515** boys and **468** girls were enrolled. It shows a slight decrease in enrollment compared to S.Y. 2020-2021 and S.Y. 2021-2022

HEALTH AND NUTRITIONAL STATUS

Table 2

Level	Male					Female				
	Severely Wasted	Wasted	Normal	Over weight	Obese	Severely Wasted	Wasted	Normal	Over weight	Obese
Kindergarten	0	1	54	0	3	0	5	52	2	1
Grade 1	1	9	78	4	3	5	5	75	2	0
Grade 2	3	11	55	4	4	4	8	50	4	1
Grade 3	0	5	45	8	2	0	1	48	9	2
Grade 4	0	7	59	7	8	2	6	61	3	2
Grade 5	2	6	55	9	2	0	1	49	3	1
Grade 6	0	2	45	8	3	0	1	55	3	0
TOTAL	6	41	391	40	25	11	27	390	26	7

48 pupils are part of the DepEd's feeding program this school year.

781 pupils fell under normal health status while **183** pupils were severely wasted, overweight and obese.

LEARNERS' MATERIALS

English			Filipino			Science			Mathematics		
Grade Level	No of Modules / ADM / SLMs	No of Activity Sheets / Worksheet	Grade Level	No of Modules / ADM / SLMs	No of Activity Sheets / Worksheet	Grade Level	No of Modules / ADM / SLMs	No of Activity Sheets / Worksheet	Grade Level	No of Modules / ADM / SLMs	No of Activity Sheets / Worksheet
Kindergarten	128	163	Kindergarten	128	163	Kindergarten	128	163	Kindergarten	0	0
Grade 1	137	137	Grade 1	127	137	Grade 1	0	0	Grade 1	264	274
Grade 2	266	200	Grade 2	314	200	Grade 2	0	0	Grade 2	314	200
Grade 3	331	280	Grade 3	331	280	Grade 3	331	280	Grade 3	331	280
Grade 4	282	257	Grade 4	282	257	Grade 4	282	257	Grade 4	282	257
Grade 5	289	295	Grade 5	289	295	Grade 5	289	295	Grade 5	289	295
Grade 6	260	265	Grade 6	260	265	Grade 6	260	265	Grade 6	260	265

MAPEH			Araling Panlipunan			ESP			MTB - MLE		
Grade Level	No of Modules / ADM / SLMs	No of Activity Sheets / Worksheet	Grade Level	No of Modules / ADM / SLMs	No of Activity Sheets / Worksheet	Grade Level	No of Modules / ADM / SLMs	No of Activity Sheets / Worksheet	Grade Level	No of Modules / ADM / SLMs	No of Activity Sheets / Worksheet
Kindergarten	0	0	Kindergarten	0	0	Kindergarten	0	0	Kindergarten	0	0
Grade 1	137	274	Grade 1	137	274	Grade 1	264	274	Grade 1	264	274
Grade 2	314	800	Grade 2	314	200	Grade 2	314	200	Grade 2	314	200
Grade 3	1219	4480	Grade 3	331	280	Grade 3	331	280	Grade 3	331	280
Grade 4	1128	3384	Grade 4	282	257	Grade 4	282	257	Grade 4	0	0
Grade 5	580	990	Grade 5	289	295	Grade 5	289	289	Grade 5	0	0
Grade 6	518	1040	Grade 6	260	265	Grade 6	260	265	Grade 6	0	0

EPP / TLE		
Grade Level	No of Modules / ADM / SLMs	No of Activity Sheets / Worksheet
Kindergarten	0	0
Grade 1	0	0
Grade 2	0	0
Grade 3	0	0
Grade 4	282	257
Grade 5	145	295
Grade 6	129	135

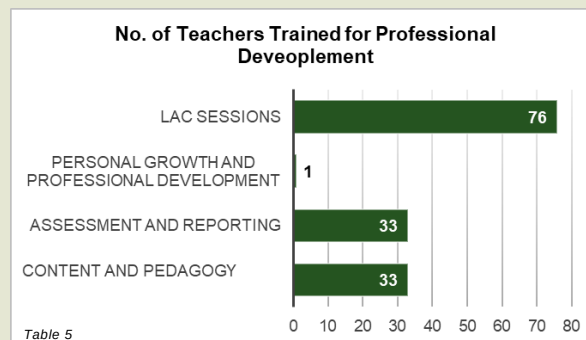
Table 3

Table 4

Textbooks									
Level	English	Math	Science	Filipino	AP	MAPEH	TLE	EsP	Total
Kindergarten	131	0	0	115	0	0	0	0	246
Grade 1	37	49	0	25	26	0	0	34	171
Grade 2	41	26	0	41	16	14	0	42	180
Grade 3	72	63	81	84	25	72	0	21	418
Grade 4	71	49	45	81	79	195	94	44	658
Grade 5	34	41	51	36	58	172	123	51	566
Grade 6	185	66	185	185	60	250	66	90	1087

The tables 3 and 4 shows the number of learning activity sheets, SLMs, and textbooks that the school was able to receive and use throughout the school year.

PROFESSIONAL DEVELOPMENT



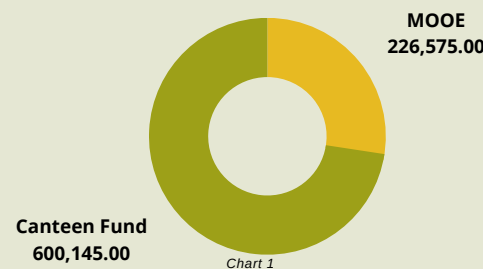
The teachers' most attended training is **LAC Sessions**. There is an equal number of participants who attended training on **assessment and reporting** and **content and pedagogy**.

Table 6

LAC SESSIONS		
TOPICS	MALE	FEMALE
Learner Diversity and Student Inclusion	2	13
Content and Pedagogy	3	12
Assessment and Reporting	4	11
21st Century Skills and ICT Integration in Instruction and Assessment	3	12
Curriculum and Contextualization, Localization and Indigenization	2	14

FUND SOURCE

The biggest source of funding came from the **Canteen Fund** which costs **Php 600,145.00**.



PERFORMANCE INDICATORS

DROPOUTS

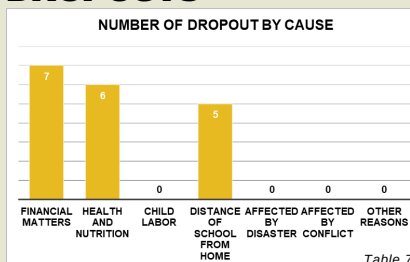
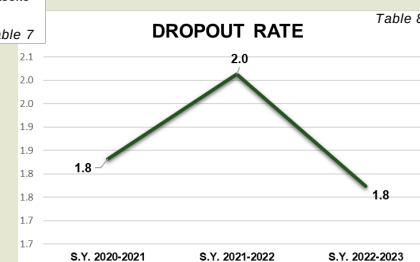


Table 8 shows the dropout rate from S.Y. 2020-2021 up to S.Y. 2022-2023. There was a decrease on the number of dropouts in the current school year compared to S.Y. 2021-2022.



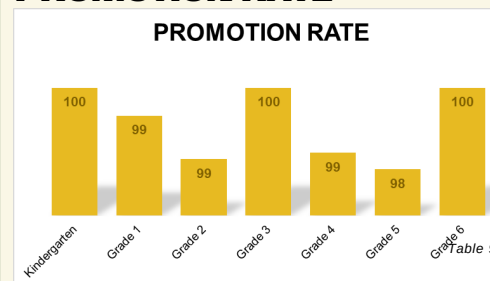
SCHOOL AWARDS AND RECOGNITION

Title of Award	Award-Giving Body	Level	Category
TAGISAN NG TALENTO BEST IN PRODUCTION NUMBER	Division of Imus City	Division	Student
CLUSTER MEET - SWIMMING GOLD	Division of Imus City	Division	Student
CLUSTER MEET - SWIMMING SILVER	Division of Imus City	Division	Student
CLUSTER MEET - BADMINTON FIRST PLACE	Division of Imus City	Division	Student
CLUSTER MEET - BADMINTON SECOND PLACE	Division of Imus City	Division	Student
EDITORIAL CARTOONING - FILIPINO	Division of Imus City	Division	Student

QUALITY

PERFORMANCE INDICATORS

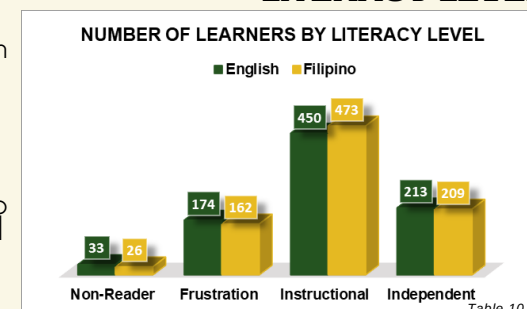
PROMOTION RATE



The promotion rate was successfully maintained at 100% in Kindergarten and Grade 6.

LITERACY LEVEL

Table 10 shows an improvement in the learners' literacy. Most learners have moved from frustration level to instructional level both in English and Filipino.



GOVERNANCE

SCHOOL-BASED MANAGEMENT ASSESSMENT LEVEL

SBM LEVEL	QUALITATIVE INTERPRETATION
2	MATURING

Table 11

CHILD-FRIENDLY SCHOOL SURVEY RESULT

CFSS SCORE	QUALITATIVE INTERPRETATION
26 POINTS	CHILD-FRIENDLY SCHOOL

Table 12

The school got a score of 26 points in the Child-friendly school survey, making us an Outstanding Child-Friendly School

STAKEHOLDERS' PARTICIPATION

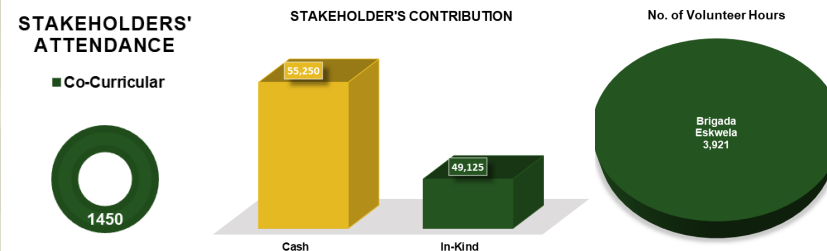


Table 13

Table 14

Table 15

Table 13, 14, and 16 shows the frequency of involvement of the stakeholders. There is a notable participation of stakeholders in the numerous undertakings of the school, especially in Brigada Eskwela.

LEARNER-TEACHER RATIO

Level	No. of Teachers	Learner-Teacher Ratio
Kindergarten	3	1:42
Grade 1	6	1:30
Grade 2	4	1:36
Grade 3	4	1:32
Grade 4	5	1:41
Grade 5	6	1:22
Grade 6	6	1:20

Table 16

Kindergarten and Grade 4 have a general class size bigger than the recommended pupil-teacher ratio.

LEARNER-CLASSROOM RATIO

Level	No. of Classroom	Learner-Classroom Ratio
Kindergarten	2	25
Grade 1	4	30
Grade 2	4	36
Grade 3	4	31
Grade 4	4	41
Grade 5	4	32
Grade 6	4	29

Table 17

Grades 2 and 4 have a general class size bigger than the recommended pupil-classroom ratio. This means that a lot of classrooms are still overcrowded.

LEARNER-TOILET RATIO

	Total No. of Toilet	Toilet Learner Ratio
Male	19	1:23
Female	24	1:17

Table 18

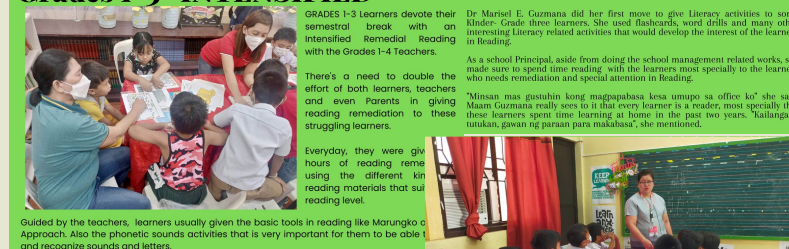
There are enough toilets to accommodate all students while maintaining an acceptable cleanliness level of the bathrooms.

PROJECTS

STATUS OF CONTINUOUS IMPROVEMENT (CI) PROJECTS



REMEDIAL READING FOR GRADES 1-3 - INTENSIFIED



SCHOOL REPORT CARD

SCHOOL ID: 107979

S.Y 2022-2023

TANZANG LUMA ELEMENTARY SCHOOL

